

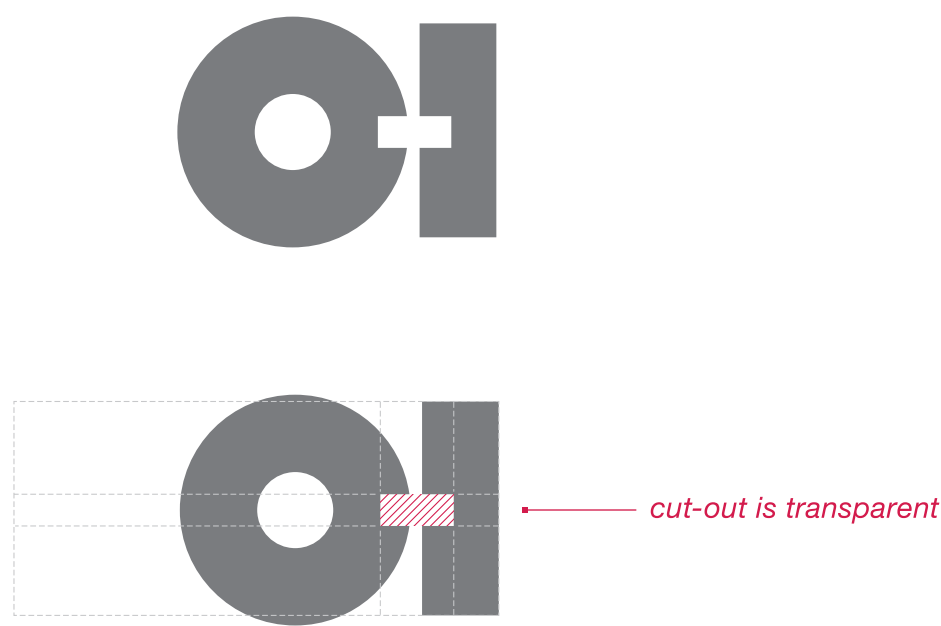
THE O-I LOGO

The O-I logo is the mark of our company. It’s what connects our company, products and employees to partners, customers and consumers across the globe. It represents our market leadership, experience and expertise. And it says this all in a simple graphic expression: the O-I logo.

The O-I letters are linked by a “cut-out” shape that is an integral part of our logo. The cut-out is transparent, meaning it is always the color of the background.

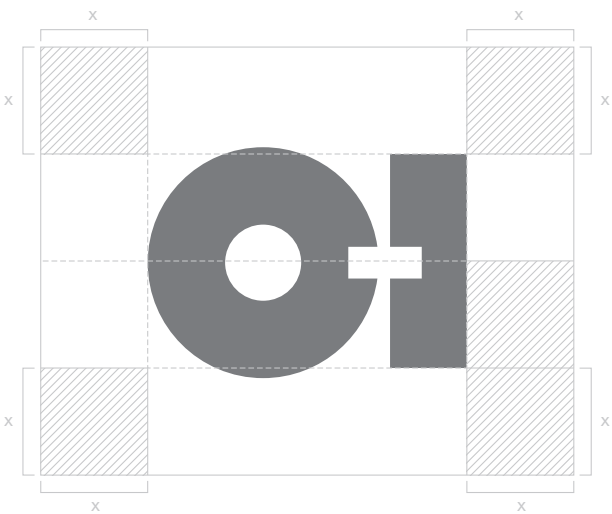
All O-I employees are responsible for ensuring that vendors, external partners, associations, community organizations and others use our logo properly.

The O-I logo (alone) should be used on company materials core to our business, such as financial filings, contracts and company recognition for donations.



THE O-I LOGO
MINIMUM CLEAR SPACE

Clear space frames the logo, distinguishing it from surrounding elements. The minimum clear space is equal to half of the height of the “I,” proportional to the size used.



THE O-I LOGO
COLOR STANDARDS

The O-I logo is available in three shades of gray. The middle tone is the preferred color. The lightest tone is for use on dark backgrounds and the darkest tone is for use on lighter backgrounds. A white logo is also available and recommended for use on darker backgrounds and photography.

By using only these four options, we will keep a solid, consistent appearance of our logo across all forms of media. The K value in the CMYK equals the percent value of black.

85% GRAY



PMS: 425C
PMS: 433U
CMYK: 0–0–0–85
RGB: 77–77–79
HEX: 4D4D4F

63% GRAY



PMS: Cool Gray 9 C
PMS: Cool Gray 11 U
CMYK: 0–0–0–63
RGB: 123–124–127
HEX: 7B7C7F

25% GRAY



PMS: Cool Gray 4 C
PMS: Cool Gray 3 U
CMYK: 0–0–0–25
RGB: 199–200–202
HEX: C7C8CA








WHITE



CMYK: 0–0–0–0
RGB: 250–250–250
HEX: ffffff

THE O-I LOGO
SCALE


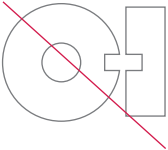










Use the logo size that corresponds to the page size on which it will be placed for all logo formats.

U.S. PAGE SIZES (SCALE 100%)		
		
5.5" x 8.5" (0.75")	8.5" x 11.5" (0.75")	11" x 17" (1.0")
METRIC PAGE SIZES (SCALE 100%)		
		
A5 (15.85 mm)	A4 (21.25 mm)	A3 (26.25 mm)
MINIMUM SIZE FOR PRINT (SCALE 100%)		
		
15 mm / 0.59"		

THE O-I LOGO
INCORRECT USE

There is only one correct logo. Use care when importing the logo so the shape isn't distorted.
Correct use legally protects our logo.

This is not an all-inclusive list.

INCORRECT USE			
			
Discontinue using the red and blue version	DO NOT outline or stroke	DO NOT change the typeface	DO NOT make oblique
			
DO NOT change the color	DO NOT use effects	DO NOT fill in transparent cut-out	DO NOT use a containing shape
			
DO NOT add design elements	DO NOT make patterns	DO NOT stretch or squeeze	DO NOT change artwork